

Army Expo '23 – 14-15 OCT 2023

**U.S. Army Heritage and Education Center
950 Soldiers Drive, Carlisle, PA 17013**

Participant Information Packet (Reenactors)

WELCOME TO ARMY EXPO '23!

We are excited for an amazing Army Expo program this fall! Many of you remember our program from past years called “Army Heritage Days.” While Army Expo ‘23 is similar, this year’s program will explore much more than just the Army’s history. Army Expo is the U.S. Army War College’s premier public outreach program to showcase the U.S. Army’s capabilities and workforce. The large public-facing program will apply a lens of past, present, and future to increase awareness of the Army’s impact on our nation and the Army’s opportunities for Soldiers or Civilians.

This packet of information is for all our reenactor participants and includes all the information you need to help us make this a memorable and educational program for all our audiences.

PLEASE READ THIS ENTIRE PACKET CAREFULLY, AS IT CONTAINS EXTREMELY IMPORTANT INFORMATION.

Packet Contents:

Section 1: Load-in and Load-out, including ingress and egress routes

Section 2: Safety Policies and Requirements

Section 3: Reenactor Unit locations

Section 4: Program Schedule and Reenactor Presentations

Section 1: Reenactor Ingress and Egress

To ensure a **SAFE** event, please note the Load-in and Load out procedures for the event (see maps in following slides for more info):

INSPECTION: ALL reenactors must check in with Village Restorations (the contractor) before entering the event grounds.

PARKING: All reenactors will park in the designated grassy parking areas (see map). If you require an accommodation for parking, contact Village Restorations to coordinate in **advance of the event**. All reenactors will receive a reenactor parking pass from Village Restorations.

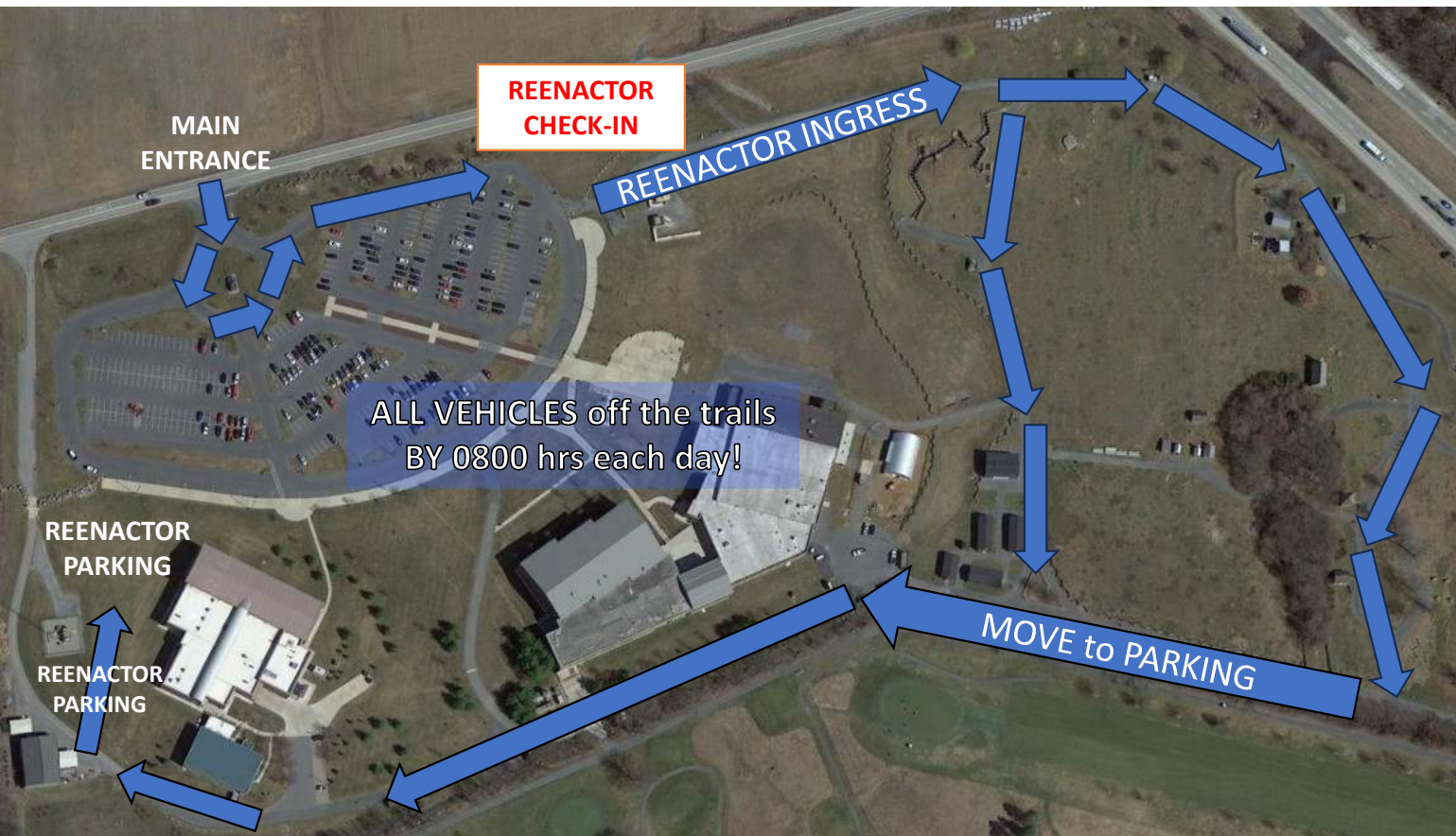
BIG MOVING VEHICLES: During Load-in and Load Out, the USAHEC Team will be directing LARGE military vehicles, Food Trucks, and live-animal transports. PLEASE remain aware of your surroundings when driving your vehicle and be prepared to **WAIT** if a USAHEC Safety Team Member asks you to move to the side of the road or path. **DO NOT park within 3 feet of any gravel or paved surface on the AHT**

PROGRAM END AND LOAD-OUT: Load-out will be different than in past years. There will be a concert each night and the program does not close until 1700. For the safety of everyone, **DO NOT** bring vehicles on to the trail until you hear the announcement or are notified by the contractor. **DO NOT** line vehicles up in advance of the announcement.

EGRESS Schedule Sunday

- 1630hrs: Military Wheeled Vehicles egress with ground guides
- 1700hrs: Clear public from trail.
- Approx. 1715hrs: Per the announcement, Reenactor access to trail, open egress route (see map) for reenactors
- 1730hrs: Food trucks egress (clear back access road)

Reenactor Traffic Pattern – Load In



Load-in Times:

- 12 OCT, 1200-1700
- 13 OCT, 0900-1700
- 14 OCT, 0600-0800
- 15 OCT, 0600-0800

No Reenactor vehicles will be allowed ingress after 0800. You will have to walk gear in from the parking area.

PARKING: All reenactors will park in the designated grassy parking areas (see map). If you require an accommodation for parking, contact Village Restorations to coordinate in **advance of the event.**

All reenactors will receive a reenactor parking pass from Village Restorations.

Reenactor Traffic Pattern – Load Out



Load-out Times:

- 14 OCT, Approx. 1715
- 15 OCT, Approx. 1715

Load Out Instructions:

- During Load-out times, bring vehicles in through the GATE Entrance and the Reenactor Parking Area.
- There will be a concert each night and the program does not close until 1700. **DO NOT** bring vehicles on to the trail until you hear the announcement or are notified by the contractor.
- **DO NOT** line vehicles up in advance of the announcement.

Large Vehicle Load-in



Paladin/FAASV ingress -
Thursday



Historical Tanks Ingress –
Thursday and Friday



Current Ops Wheeled Vehicles –
Saturday and Sunday Morning

- Safety Teams present Thursday and Friday for offload/movement of tracks
- All Current-Ops wheeled vehicles will return to base Saturday evening and return to AHEC Sunday morning
- Paladin and FAASV will remain on site Thursday, Friday and Saturday.



Section 2: GENERAL SAFETY

NOTE: ALL WEAPONS SAFETY REQUIREMENTS ARE OUTLINED IN THE USAHEC HISTORIC WEAPONS SAFETY MANUAL. For demonstration programs and general weapons rules, refer to the manual.

Ingress and Egress: When moving vehicles on the trail during load in and load-out, WATCH for public and military personnel and **drive NO MORE than 5mph.**

Weapons and Ammo:

- All reenactors must retain positive control of all weapons at all times.
- NO Inert, dummy or blank ammunition is allowed unless authorized as part of a scheduled demonstration or display and must follow all regulations as outlined in the USAHEC Historic Weapons Safety Manual. Village Restorations will inform each unit that will need to bring blank ammo.
- All Inert or dummy ammunition will be clearly marked as inert or dummy or requires a blue paint or tape marking. Ammo displays require a letter of authorization from the Historic Weapons Safety Officer (HWSO)
- NO BRANDISHING blades or other edged weapons.

Demos and Presentations: Anyone participating in a demonstration must attend the morning safety meetings and be at the weapons inspection location (see map) 20 minutes PRIOR to their event.

Emergency Procedures

- **Grievous injuries or life-threatening situations:** Call 911
- **Lesser injuries:** During the event open times, alert USAEHC personnel and they will send a first-aid team. After public hours, alert the Village Restoration's representative.
- **Missing Child/Parent:** Alert the nearest USAHEC personnel and be ready to describe the child/parent in detail.
- **Active Shooter:** Run, Hide, Fight – evacuate the area.
- **If You See Something, Say Something** – report any suspicious activity to the nearest USAEHC personnel.
- Listen to the Public PA – USAHEC will make any important announcements over the PA and through Village Restorations.

Weapons Inspections Locations

A: Tank Weapons Inspections

- Tank Corral area

B: Demo B Weapons Inspections

- Directly inside the wood line
- Programs:
 - Civil War Weapons and Maneuvers
 - Weapons Throughout the Ages

C: Demo C Weapons Inspections

- On the demo field
- Programs:
 - 17th Century Pike and Shotte
 - Cavalry Weapons
 - Artillery



Section 3: Unit Locations

Please refer to the following maps for the location for your unit to set-up

If your unit is not designated a specific area, you do not like the area you are assigned, or you cannot find your unit on the map, please contact Village Restorations and they will work with you to take care of any issues.

The USAHEC Team will be referring to designated ZONES during event execution. Please note which zone your unit is located in for reference.

ZONE Layout



ZONE 2



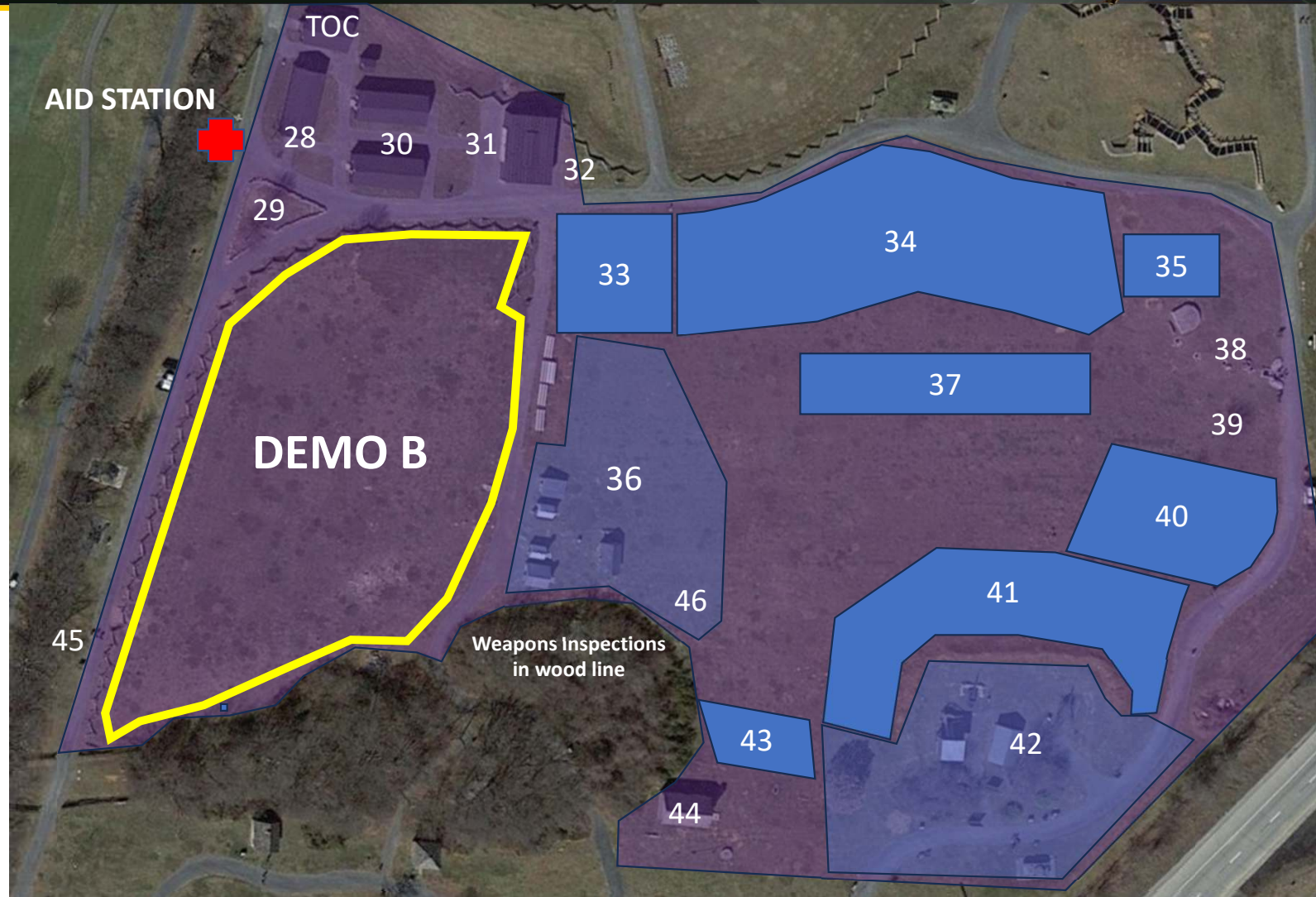
ZONE 3

- (16) AHCF Summer Camp
- (17) 382nd Eng. Firefighters
- (18) 382nd Eng. Route Clearance
- (19) 382nd Eng. Wrecker
- (20) PAARNG Rock Wall
- (21) 99th RD Leadership Game
- (22) Trench: 18e. Reg. D'Inf.
- (23) Trench: 1ID AEF
- (24) Finnish Army
- (25) UAV Launch Area
- (26) UAV Launch Area
- (27) Tanks: Sherman, Stuart, Otter, Mini



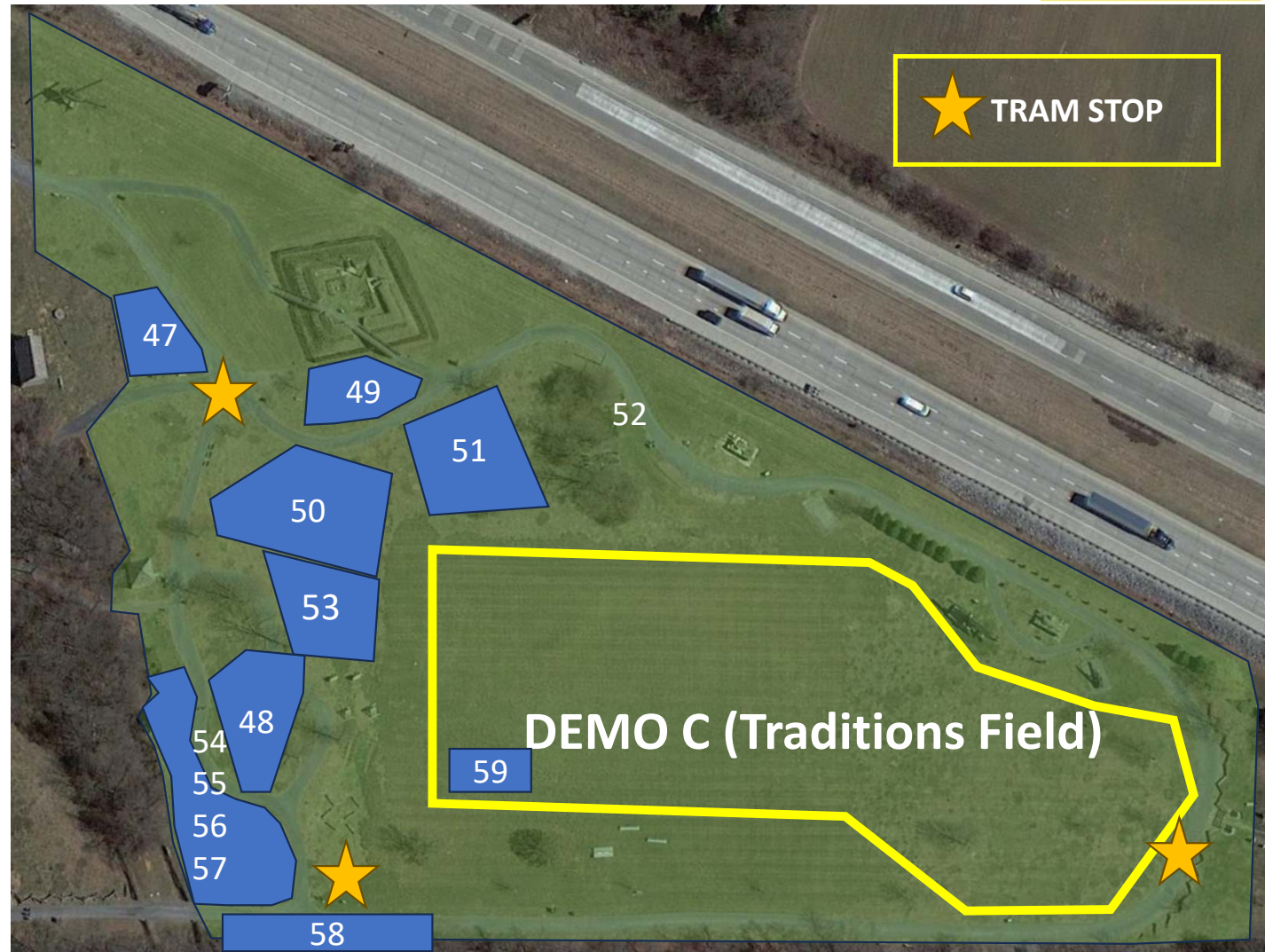
ZONE 4

- (28) 9th ID and 4th ID MP
- (29) Furious Fourth
- (30) 506th PIR
- (31) Motor Pool area: 508th PIR
- (32) Chaplain Display
- (33) Barrage Balloon and Tuskegee Airmen
- (34) 108th and 109th Veh/ Recruiters
- (35) Desert Storm Medical
- (36) Civil War Encampment:
 - 7th PA Reserves, 5th NY
 - Officers and Ladies of the Union
 - Co. K. PA Reserves
 - Palas Athena
 - 53rd PVI
- (37) Raven Airport
- (38) German WWI
- (39) British Army Pipes and Drums
- (40) 95th Rifles, 3eme' d' Ligne Régiment, Pipes and Drums
- (41) Vietnam Vehicle Park:
 - 523rd Trans
 - 1/7 Rough Riders
 - Vietnam Engineers
- (42) Vietnam Firebase and Area
 - Dave Yeager
 - 1/22 Inf
 - 75th Rangers
- (43) WWII Coastal Arty Experience
- (44) Waystation: Roger's Rangers
- (45) 5th FJR German
- (46) Mexican War



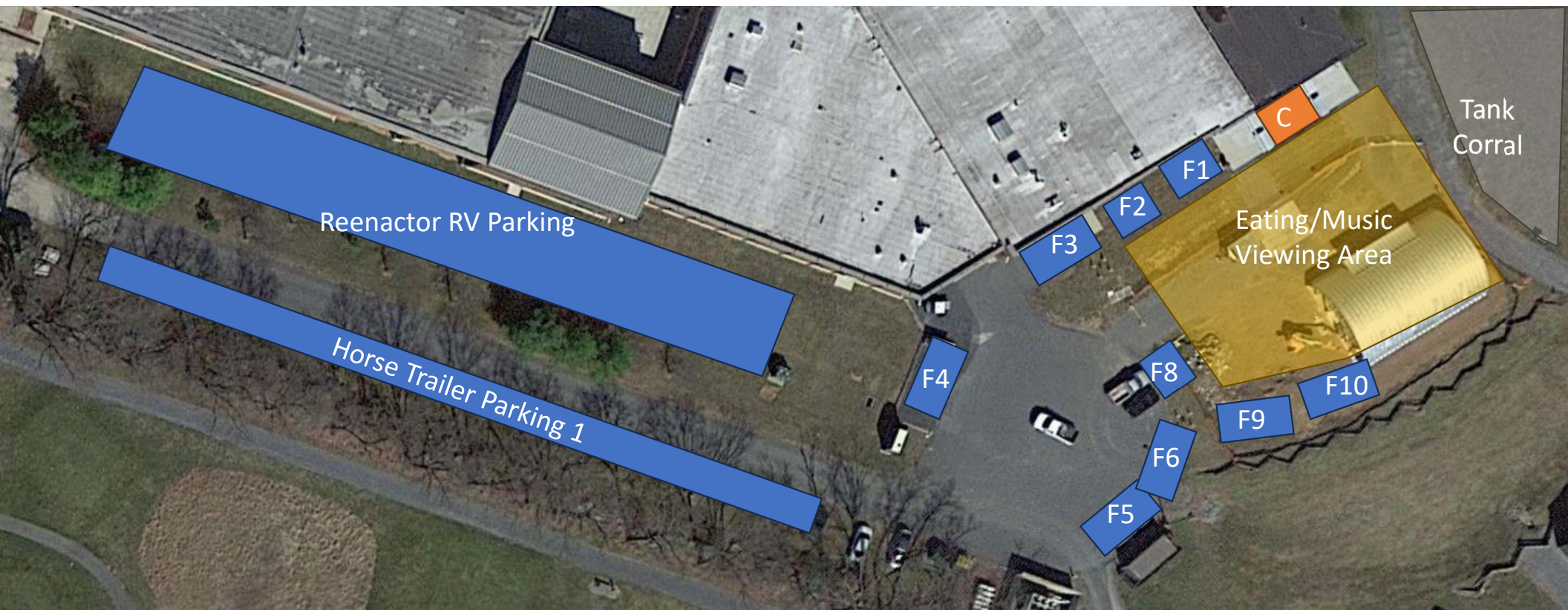
ZONE 5

- (47) National Muzzle Loading Rifle Association
- (48) Twisted Knott Pike and Shotte
- (49) 11th VA Infantry
- (50) 1st Regiment Light Dragoons
- (51) 26th US Cavalry
- (52) Korean War
- (53) 1st PA Light Artillery
- (54) Blacksmith
- (55) Horner
- (56) Spinner
- (57) Knife Maker
- (58) 100th ID
- (59) 1-108FA Howitzer



ZONE 6

Food Truck Locations: F1-10



Section 4: Program Schedule and Presentations

The Army Expo '23 event is designed to have multiple programs happening simultaneously. If part of a program or demonstration, **please note where YOUR unit will be participating.**

The following slides will outline:

- The overall event schedule: All programming with its designated start time
- The REEANACTOR SCHEDULE: Programming that involves reenactors, as well as weapons inspection times.

Presentations: ALL reenactor-based programs will be narrated by reenactors (excepting the tank demo and the historical aircraft flyover). Please ensure you have a member of your unit designated by the Commander's Meeting that can narrate their part of the program. Please direct any questions regarding presentations to Village Restorations.

Over-All Event Schedule

TIME	SATURDAY EVENTS
9:15	Civil War Weapons and Maneuver
	TANKS! Historical Lecture
	Blackhawk Helicopter Flyover and Landing
10:00	Golden Knights Parachute Demo and Opening Ceremony
10:45	Pennsylvania National Guard Artillery Drills
11:00	World War II Barrage Balloon Inflation and Presentation
	Warrior's Corner Lecture
11:15	World War II Rations Presentation
11:45	Small Arms Firing Demonstration: Weapons Throughout the Ages
	Pennsylvania National Guard Raven Drone Presentation
12:00	Keynote: BG Amanda Azubuike
12:45	Civil War Historian Battle Tactics Talk
	Historic Artillery Demonstration
1:15	Driving Demonstration of World War II Tanks
1:30	Warriors Corner Lecture
	British Bagpipes Highlight
2:00	17 th Century Pike and Shotte Demonstration
	Veterans Meet and Greet
2:15	Historical Aircraft Flyover
	Medical Presentation: Historical and Current
2:30	Battle of Mogadishu Lecture w/ BG (RET) William David
3:00	Horse Cavalry Demonstration
3:15	TANKS! Tanker Talks
3:30	Blackhawk Helicopter Take Off and Flyover
3:45	Warrior's Corner Lecture
4:00	Six String Soldiers Concert

TIME	SUNDAY EVENTS
9:15	Desert Storm Medical History Lecture
9:30	Small Arms Firing Demonstration: Weapons Throughout the Ages
10:00	Warriors Corner Lecture
	Blackhawk Helicopter Flyover and Landing
	World War II Rations Presentation
10:45	Pennsylvania National Guard Artillery Drills
	17 th Century Pike and Shotte Demonstration
11:00	Historical Aircraft Flyover
	Warrior's Corner Lecture
11:30	Pennsylvania National Guard Raven Drone Presentation
11:45	World War II Barrage Balloon Inflation and Presentation
	Historic Artillery Demonstration
12:00	Keynote: MG Matthew Baker
12:15	TANKS! Tanker Talks
12:45	Civil War Weapons and Maneuver
1:00	Veterans Meet and Greet
1:15	Driving Demonstration of World War II Tanks
	Civil War Historian Battle Tactics Talk
1:30	Warriors Corner Lecture
1:45	British Bagpipes Highlight
2:00	Horse Cavalry Demonstration
2:30	Tuskegee Airmen Historical Lecture
	Blackhawk Helicopter Take Off and Flyover
	Medical Presentation: Historical and Current
3:15	Six String Soldiers Concert

REENACTOR Schedule, Saturday

TIME	SATURDAY EVENTS	Participating Units	Location
6:00	Load-in		
8:00	Load-in Complete, all vehicles off trail		
8:30	Reenactor Demonstrations Briefing	All unit commanders or leads with responsibility for a firing demo	Pavilion (Zone 6)
8:55	Civil War Weapons Inspections	7 th PA Reserves, 5 th NY, Co. K. PA Reserves, 53 rd PVI	Woodline, Demo B, Zone 4
9:15	Civil War Weapons and Maneuver	7 th PA Reserves, 5 th NY, Co. K. PA Reserves, 53 rd PVI	Demo B, Zone 4
9:15	TANKS! Historical Lecture	Al Kose and team	Multipurpose Room, VEC
11:00	World War II Barrage Balloon Inflation and Presentation	Barrage Balloon	Demo B, Zone 4
11:15	World War II Rations Presentation	506 th PIR	At unit location, Zone 4
11:25	Weapons Through the Ages Weapons Inspections	Village Restorations will identify units	Woodline, Demo B, Zone 4
11:45	Small Arms Firing Demonstration: Weapons Through the Ages	Village Restorations will identify units	Demo B, Zone 4
12:25	Artillery Inspections	Twisted Knot, 1 st PA Light Artillery, 1/109 th FA PAARNG	Demo C, Zone 5
12:45	Civil War Historian Battle Tactics Talk	Officers of the Union	Demo B, Zone 4
12:45	Historic Artillery Demonstration	Twisted Knot, 1 st PA Light Artillery, 1/109 th FA PAARNG	Demo C, Zone 5
12:55	Tank Weapons Inspections	Tank units	Tank Corral, Demo A, Zone 3
1:15	Driving Demonstration of World War II Tanks	Tank Units	Demo A, Zone 3
1:30	British Bagpipes Highlight	British Pipes and Drums	At unit location
1:40	Pike and Shotte Weapons Inspection	Twisted Knot	Demo C, Zone 5
2:00	17 th Century Pike and Shotte Demonstration	Twisted Knot	Demo C, Zone 5
2:00	Medical Presentation: Desert Storm and PAARNG	John DePasquale, 1/108 th FA PAARNG	At unit location, Zone 4
2:40	Cavalry Weapons Inspection	1st Regiment Light Dragoons; 26th US Cavalry	Demo C, Zone 5
3:00	Horse Cavalry Demonstration	1st Regiment Light Dragoons; 26th US Cavalry	Demo C, Zone 5
3:15	TANKS! Tanker Talks	Al Kose and team	Tank Corral, Demo A, Zone 3
5:00	Event Closes		
5:15	Vehicles allowed on Trail		

REENACTOR Schedule, Sunday

TIME	SATURDAY EVENTS	Participating Units	Location
6:00	Load-in		
8:00	Load-in Complete, all vehicles off trail		
8:30	Reenactor Demonstrations Briefing	All unit commanders or leads with responsibility for a firing demo	Pavilion (Zone 6)
9:15	Desert Storm Medical History Lecture	John DePasquale	Multipurpose Room, VEC
9:10	Weapons Through the Ages Weapons Inspections	Village Restorations will identify units	Woodline, Demo B, Zone 4
9:30	Small Arms Firing Demonstration: Weapons Through the Ages	Village Restorations will identify units	Demo B, Zone 4
10:00	World War II Rations Presentation	506 th PIR	At unit location, Zone 4
10:25	Pike and Shotte Weapons Inspection	Twisted Knot	Demo C, Zone 5
10:45	17 th Century Pike and Shotte Demonstration	Twisted Knot	Demo C, Zone 5
11:20	Artillery Inspections	Twisted Knot, 1 st PA Light Artillery, 1/109 th FA PAARNG	Demo C, Zone 5
11:45	World War II Barrage Balloon Inflation and Presentation	Barrage Balloon	Demo B, Zone 4
11:45	Historic Artillery Demonstration	Twisted Knot, 1 st PA Light Artillery, 1/109 th FA PAARNG	Demo C, Zone 5
12:15	TANKS! Tanker Talks	Al Kose and Team	Tank Corral, Demo A, Zone 3
12:25	Civil War Weapons Inspections	7 th PA Reserves, 5 th NY, Co. K. PA Reserves, 53 rd PVI	Woodline, Demo B, Zone 4
12:45	Civil War Weapons and Maneuver	7 th PA Reserves, 5 th NY, Co. K. PA Reserves, 53 rd PVI	Demo B, Zone 4
12:55	Tank Weapons Inspections	Tank units	Tank Corral, Demo A, Zone 3
1:15	Driving Demonstration of World War II Tanks	Tank units	Tank Corral, Demo A, Zone 3
1:15	Civil War Historian Battle Tactics Talk	Officers of the Union	Demo B, Zone 4
1:40	Cavalry Weapons Inspection	1st Regiment Light Dragoons; 26th US Cavalry	Demo C, Zone 5
1:45	British Bagpipes Highlight	British Pipes and Drums	At unit location
2:00	Horse Cavalry Demonstration	1st Regiment Light Dragoons; 26th US Cavalry	Demo C, Zone 5
2:30	Tuskegee Airmen Historical Lecture	Tuskegee Airmen	Multipurpose Room, VEC
2:30	Medical Presentation: Historical and Current	John DePasquale, 1/108 th FA PAARNG	At unit location, Zone 4
5:00	Event Closes		
5:15	Vehicles allowed on Trail		